



CMT Product Brochure_Safety Injection 2026

A better source for high-quality, affordable drug delivery products.

Cross-reference check on our website: www.cmthealth.com/crosscheck.html





This is the CMT Health Singapore:

CMT Health, headquartered in Singapore and driven by a global vision, stands at the forefront of innovation in drug delivery solutions. With a robust presence across diverse sectors—including hospital acute care, laboratory testing, nursing centers, home care, and veterinary clinics—CMT Health leverages over 20 years of cutting-edge research and development expertise. Our commitment is to deliver safe, efficient, and cost-effective devices to customers around the globe.

Our growth is deeply rooted in a profound understanding of our customers' needs. By partnering with major international hospital systems, we create solutions that are both secure and economically viable. Our comprehensive portfolio is organized into three pivotal areas of drug delivery:

- **Safety Fluid Injection:** Advanced solutions for vaccination, nutritional feeding, and diabetes management.
- **Safety Specimen Collection:** Precision tools for the collection and processing of blood, urine, and specialized medicinal fluids.
- **Safety Infusion Therapy:** Innovative devices for vascular access, encompassing flushing, indwelling, and accessing systems.

In addition, CMT Health extends its expertise to the veterinary sector with a comprehensive portfolio of syringes and needles tailored for livestock, including swine, cattle, and goats. Our innovative devices are playing a crucial role in safeguarding animal health globally.














The top-tier manufacturing capabilities laid the foundation of CMT's qualities and abilities, bolstered by a global footprint in Southeast Asia, China, and Europe. These capabilities not only enhance production efficiency but also ensure adherence to stringent quality standards, integrate advanced technologies for precision engineering, and foster innovative practices that streamline operations. Additionally, CMT's commitment to sustainability and continuous improvement enables the company to respond agilely to market demands while maintaining excellence in product quality and reliability.

CMT Health is steadfast in its commitment to environmental, social, and governance (ESG) principles. We prioritize the well-being of our shareholders, employees, suppliers, customers, and the environment, reflecting our dedication to sustainable and responsible practices.

Looking ahead, CMT Health remains resolute in its mission to "CARE MORE TOGETHER" for improved health outcomes worldwide.



Safety Injection Contents

	<u>CMT Profoject™ Safety Auto-Retractable Syringe</u>	01
	<u>CMT Profoject™ Standard Syringe with Safety Needle</u>	03
	<u>Standard Syringe</u>	05
	<u>CMT Profoject™ NRFit Syringe</u>	08
	<u>Blunt Fill Needle</u>	09
	<u>Tuberculin Syringe</u>	10
	<u>CMT Profoject™ Dual Safety Insulin Pen Needle</u>	11
	<u>Safety Insulin Pen Needle</u>	13
	<u>Safety Insulin Syringe</u>	14
	<u>CMT Profoject™ Reusable O-ring ENFit Enteral Syringe</u>	15
	<u>ENFit Enteral Syringe</u>	16
	<u>Oral Syringe</u>	17
	<u>CMT Profoject™ Irrigation Syringe</u>	18

CMT Profoject™ Safety Auto-Retractable Syringe



Patented Claw Design

Prevent needle falling before use.



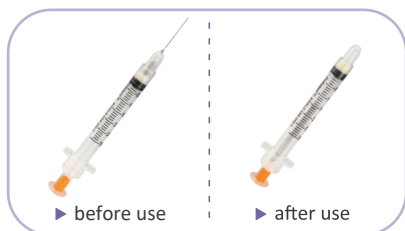
Low Dead Space Design

Accurate dosage injection.



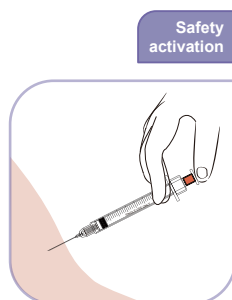
Safety Mechanism

Pre-removal activation avoids contact with contaminated sharps.








▶ before use

▶ after use









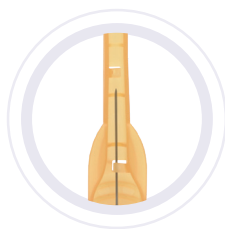
CMT Profogect™ Safety Auto-Retractable Syringe

Ref No.	Volume (mL)	Needle Gauge	Needle Length (inches)	Stopper Color	Packaging Config	Shipper Case (mm)
301151	1	25	1		1/100/1200	450x410x280
301172	1	27	1/2		1/100/1200	450x410x280
301331	3	23	1		1/100/1200	540x450x440
301351	3	25	1		1/100/1200	540x450x440
301358	3	25	5/8		1/100/1200	540x450x440

CMT Profogect™ Safety Auto-Retractable Insulin Syringe

331192	1	29	1/2		1/100/1200	450x410x280
331196	1	29	5/16		1/100/1200	450x410x280
331172	1	27	1/2		1/100/1200	450x410x280
331178	1	27	5/8		1/100/1200	450x410x280

CMT Profoject™ Standard Syringe with Safety Needle



Double Lock

Dual-hook mechanism for secure needle locking.



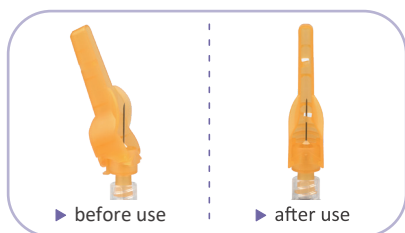
Textured Thumb Pad

A wide, textured pad ensures secure and ergonomic activation by thumb or finger.

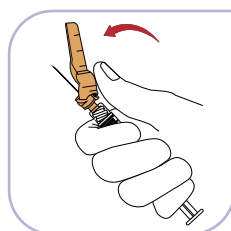


Safety Mechanism

One-handed activation instantly deploys the shield, ensuring complete needle encapsulation.
















Safety
activation
















CMT Profoject™ Standard Syringe with Safety Needle



Ref No.	Volume (mL)	Needle Gauge	Needle Length (inches)	Cover Color	Packaging Config	Shipper Case (mm)
302158	1	25	5/8		1/100/1200	575x420x625
302172	1	27	1/2		1/100/1200	575x420x625
302102	1	30	1/2		1/100/1200	575x420x625
302312	3	21	1-1/2		1/100/1200	575x420x625
302311	3	21	1		1/100/1200	575x420x625
302322	3	22	1-1/2		1/100/1200	575x420x625
302321	3	22	1		1/100/1200	575x420x625
302331	3	23	1		1/100/1200	575x420x625
302334	3	23	1-1/4		1/100/1200	575x420x625
302351	3	25	1		1/100/1200	575x420x625
302358	3	25	5/8		1/100/1200	575x420x625
302522	5	22	1-1/2		1/100/1200	575x420x625
302022	10	22	1-1/2		1/100/1200	575x420x625

CMT Profoject™ Safety Needle



340820	w/o	18	1-1/2		1/100/1200	470x460x245
340110	w/o	21	1		1/100/1200	470x460x245
340120	w/o	21	1-1/2		1/100/1200	470x460x245
340210	w/o	22	1		1/100/1200	470x460x245
340220	w/o	22	1-1/2		1/100/1200	470x460x245
340310	w/o	23	1		1/100/1200	470x460x245
340580	w/o	25	5/8		1/100/1200	470x460x245
340510	w/o	25	1		1/100/1200	470x460x245
340520	w/o	25	1-1/2		1/100/1200	470x460x245
340720	w/o	27	1/2		1/100/1200	470x460x245
340020	w/o	30	1/2		1/100/1200	470x460x245



Luer Lock Tip



Luer Slip Tip



NRFit Lock Tip



NRFit Slip Tip




















Standard Syringe



Ref No.	Tip Type	Volume (mL)	Packaging Config	Shipper Case (mm)
318010	Luer Lock	1	1/100/2400	515x455x425
318030	Luer Lock	3	1/100/2400	585x445x425
318050	Luer Lock	5	1/100/2000	695x400x445
318100	Luer Lock	10	1/100/1200	515x440x505
318200	Luer Lock	20	1/40/320	450x380x300
318300	Luer Lock	30	1/40/240	500x440x240
318500	Luer Lock	50	1/20/160	470x445x310
318600	Luer Lock	60	1/30/180	445x440x370
318011	Luer Slip	1	1/100/2400	515x455x425
318031	Luer Slip	3	1/100/2400	585x445x425
318051	Luer Slip	5	1/100/2000	695x400x445
318101	Luer Slip	10	1/100/1200	515x440x505
318201	Luer Slip	20	1/40/320	450x380x300
318301	Luer Slip	30	1/40/240	500x440x240
318501	Luer Slip	50	1/20/160	470x445x310
318601	Luer Slip	60	1/30/180	445x440x370



Standard Needle

Ref No.	Needle Gauge	Needle Length (inches)	Hub Color	Packaging Config	Shipper Case (mm)
314810	18	1		1/100/10000	550x445x400
314812	18	1-1/2		1/100/10000	550x445x400
314010	20	1		1/100/10000	550x445x400
314012	20	1-1/2		1/100/10000	550x445x400
314110	21	1		1/100/10000	550x445x400
314112	21	1-1/2		1/100/10000	550x445x400
314210	22	1		1/100/10000	550x445x400
314310	23	1		1/100/10000	550x445x400
314312	23	1-1/2		1/100/10000	550x445x400
314580	25	5/8		1/100/10000	550x445x400
314510	25	1		1/100/10000	550x445x400
314512	25	1-1/2		1/100/10000	550x445x400
314680	26	5/8		1/100/10000	550x445x400
314720	27	1/2		1/100/10000	550x445x400
314712	27	1-1/2		1/100/10000	550x445x400
314302	30	1/2		1/100/10000	550x445x400
314301	30	1		1/100/10000	550x445x400



2 Part Syringe

Ref No.	Tip Type	Volume (mL)	Packaging Config	Shipper Case (mm)
333010	Luer Lock	1	1/100/2400	515x455x425
333020	Luer Lock	2	1/100/2400	585x445x425
333050	Luer Lock	5	1/100/1200	695x400x445
333100	Luer Lock	10	1/100/1000	515x440x505
333200	Luer Lock	20	1/40/320	450x380x300
333011	Luer Slip	1	1/100/2400	515x455x425
333021	Luer Slip	2	1/100/2400	585x445x425
333051	Luer Slip	5	1/100/1200	695x400x445
333101	Luer Slip	10	1/100/1000	515x440x505
333201	Luer Slip	20	1/40/320	450x380x300



Standard Syringe with Needle



Ref No.	Tip Type	Volume(mL)	Needle Gauge	Needle Length (inches)	Packaging Config	Shipper Case (mm)
332101	Luer Lock	1	20	1	1/100/1200	450x380x280
324168	Luer Slip	1	26	5/8	1/100/1200	450x380x280
332382	Luer Lock	3	18	1-1/2	1/100/800	450x410x245
332301	Luer Lock	3	20	1	1/100/800	450x410x245
332302	Luer Lock	3	20	1-1/2	1/100/800	450x410x245
332311	Luer Lock	3	21	1	1/100/800	450x410x245
332312	Luer Lock	3	21	1-1/2	1/100/800	450x410x245
332331	Luer Lock	3	23	1	1/100/800	450x410x245
332332	Luer Lock	3	23	1-1/2	1/100/800	450x410x245
332358	Luer Lock	3	25	5/8	1/100/800	450x410x245
332351	Luer Lock	3	25	1	1/100/800	450x410x245
332352	Luer Lock	3	25	1-1/2	1/100/800	450x410x245
332368	Luer Lock	3	26	5/8	1/100/800	450x410x245
332582	Luer Lock	5	18	1-1/2	1/100/400	406x230x395
332501	Luer Lock	5	20	1	1/100/400	406x230x395
332502	Luer Lock	5	20	1-1/2	1/100/400	406x230x395
332511	Luer Lock	5	21	1	1/100/400	406x230x395
332512	Luer Lock	5	21	1-1/2	1/100/400	406x230x395
332521	Luer Lock	5	22	1	1/100/400	406x230x395
332082	Luer Lock	10	18	1-1/2	1/100/800	470x450x440
332001	Luer Lock	10	20	1	1/100/800	470x450x440
332002	Luer Lock	10	20	1-1/2	1/100/800	470x450x440
332011	Luer Lock	10	21	1	1/100/800	470x450x440
332012	Luer Lock	10	21	1-1/2	1/100/800	470x450x440
332021	Luer Lock	10	22	1	1/100/800	470x450x440

CMT Profoject™ NRFit Syringe



CMT Profoject™ NRFit Syringe

Ref No.	Tip Type	Volume (mL)	Packaging Config	Shipper Case (mm)
303012	NRFit Lock	1	1/100/2400	515x455x425
303032	NRFit Lock	3	1/100/800	450x290x285
303052	NRFit Lock	5	1/100/800	490x300x375
303102	NRFit Lock	10	1/100/800	516x330x505
303202	NRFit Lock	20	1/50/300	500x270x365
303602	NRFit Lock	60	1/30/180	445x355x470
303013	NRFit Slip	1	1/100/2400	515x455x425
303033	NRFit Slip	3	1/100/800	450x290x285
303053	NRFit Slip	5	1/100/800	490x300x375
303103	NRFit Slip	10	1/100/800	516x330x505
303203	NRFit Slip	20	1/50/300	500x270x365
303603	NRFit Slip	60	1/30/180	445x355x470



CMT Profoject™ LOR Syringe

CMT Profoject™ LOR Syringe



Ref No.	Tip Type	Volume (mL)	Packaging Config	Shipper Case (mm)
304072	NRFit Lock	7	1/25/200	350x270x220
304073	NRFit Slip	7	1/25/200	350x270x220
304070	Luer Lock	7	1/25/200	350x270x220
304071	Luer Slip	7	1/25/200	350x270x220



Blunt Fill Needle



Blunt Fill Needle

Ref No.	Needle Gauge	Needle Length (inches)	Packaging Config	Shipper Case (mm)
313810	18	1	1/100/10000	550x445x400
313820	18	1-1/2	1/100/10000	550x445x400
313010	20	1	1/100/10000	550x445x400



Blunt Needle



Blunt Needle 

Ref No.	Needle Gauge	Needle Length (inches)	Packaging Config	Shipper Case (mm)
312810	18	1	1/100/10000	550x445x400
312820	18	1-1/2	1/100/10000	550x445x400
312010	20	1	1/100/10000	550x445x400



Tuberculin Syringe



Ref No.	Volume (mL)	Needle Gauge	Needle Length (inches)	Packaging Config	Shipper Case (mm)
308582	0.5	28	1/2	1/100/500	605x185x230
308131	1	23	1	1/100/500	605x185x230
308151	1	25	1	1/100/500	605x185x230



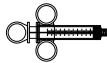
Dental Curved Syringe



Ref No.	Volume (mL)	Packaging Config	Shipper Case (mm)
315120	12	25/50/500	525x220x300



Control Syringe



Ref No.	Volume (mL)	Packaging Config	Shipper Case (mm)
317120	12	1/40/160	415x375x340
317200	20	1/40/160	415x375x380

CMT Profoject™ Dual Safety Insulin Pen Needle



Tri-bevel Needle

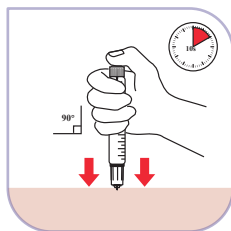
Ultra-fine needle designed for precise and gentle injections.



Pre-covered


Pre-covered needle tip for reduced risk of needle stick.

Safety activation



Safety Mechanism

The colored indicators, bottom and top, identify clear dual activation visually and audibly.









▶ before use

▶ after use



CMT Profoject™ Dual Safety Insulin Pen Needle



Ref No.	Needle Gauge	Needle Length (mm)	Paper Color	Packaging Config	Shipper Case (mm)
330050	30	5		1/100/2000	345x320x230
330060	30	6		1/100/2000	425x320x230
330140	31	4		1/100/2000	345x320x230
330150	31	5		1/100/2000	345x320x230
330160	31	6		1/100/2000	425x320x230
330240	32	4		1/100/2000	345x320x230



Safety Insulin Pen Needle



Ref No.	Needle Gauge	Needle Length (mm)	Paper Color	Packaging Config	Shipper Case (mm)
330051	30	5		1/100/2000	345x320x230
330061	30	6		1/100/2000	425x320x230
330081	30	8		1/100/2000	425x320x230
330141	31	4		1/100/2000	345x320x230
330151	31	5		1/100/2000	345x320x230
330161	31	6		1/100/2000	425x320x230
330181	31	8		1/100/2000	425x320x230
330241	32	4		1/100/2000	345x320x230



Insulin Pen Needle



Ref No.	Needle Gauge	Needle Length (mm)	Paper Color	Packaging Config	Shipper Case (mm)
330052	30	5		1/100/2400	450x260x165
330062	30	6		1/100/2400	450x260x165
330082	30	8		1/100/2400	450x260x165
330142	31	4		1/100/2400	450x260x165
330152	31	5		1/100/2400	450x260x165
330162	31	6		1/100/2400	450x260x165
330182	31	8		1/100/2400	450x260x165
330242	32	4		1/100/2400	450x260x165



Safety Insulin Syringe



Ref No.	Volume (mL)	Needle Gauge	Needle Length (inches)	Packaging Config	Shipper Case (mm)
329392	0.3	29	1/2	1/100/500	605x185x230
329306	0.3	30	5/16	1/100/500	605x185x230
329592	0.5	29	1/2	1/100/500	605x185x230
329506	0.5	30	5/16	1/100/500	605x185x230
329192	1	29	1/2	1/100/500	605x185x230
329106	1	30	5/16	1/100/500	605x185x230
329116	1	31	5/16	1/100/500	605x185x230



Insulin Syringe



Ref No.	Volume (mL)	Needle Gauge	Needle Length (inches)	Packaging Config	Shipper Case (mm)
334392	0.3	29	1/2	1/100/500	520x215x180
334302	0.3	30	1/2	1/100/500	520x215x180
334306	0.3	30	5/16	1/100/500	520x215x180
334572	0.5	27	1/2	1/100/500	520x215x180
334582	0.5	28	1/2	1/100/500	520x215x180
334592	0.5	29	1/2	1/100/500	520x215x180
334502	0.5	30	1/2	1/100/500	520x215x180
334516	0.5	31	5/16	1/100/500	520x215x180
334172	1	27	1/2	1/100/500	520x215x180
334182	1	28	1/2	1/100/500	520x215x180
334192	1	29	1/2	1/100/500	520x215x180
334116	1	31	5/16	1/100/500	520x215x180

CMT Profoject™ Reusable O-ring ENFit Enteral Syringe



O-ring Gasket Design

Facilitates easy cleaning for reusability.

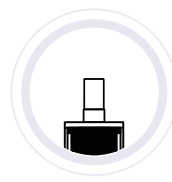


Low Dose Tip

Ensure minimal drug loss in the syringe.



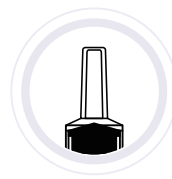
ENFit Tip




Oral Tip



ENFit LDT Tip



Catheter Tip



CMT Profoproject™ Reusable O-ring ENFit Enteral Syringe

Ref No.	Tip Type	Volume (mL)	Packaging Config	Shipper Case (mm)
321014	ENFit & Low Dose	1	1/100/1200	525x445x305
321034	ENFit & Low Dose	3	1/100/1200	525x445x340
321054	ENFit & Low Dose	5	1/100/800	455x445x350
321105	ENFit	10	1/100/600	565x430x400
321205	ENFit	20	1/100/600	600x430x400
321305	ENFit	30	1/50/400	560x425x410
321605	ENFit	60	1/50/200	470x445x381
321005	ENFit	100	1/40/320	690x585x440



ENFit Enteral Syringe

Ref No.	Tip Type	Volume (mL)	Packaging Config	Shipper Case (mm)
319005	ENFit & Low Dose	0.5	1/100/2400	560x450x415
319010	ENFit & Low Dose	1	1/100/2400	560x450x415
319025	ENFit & Low Dose	2.5	1/100/2400	560x450x415
319030	ENFit & Low Dose	3	1/100/2400	560x450x415
319050	ENFit & Low Dose	5	1/100/1200	490x440x395
319100	ENFit	10	1/100/800	516x330x505
319200	ENFit	20	1/50/600	505x465x440
319300	ENFit	30	1/50/400	560x440x410
319600	ENFit	60	1/50/300	559x470x445
319001	ENFit	100	1/40/320	690x585x440



Reusable O-ring Oral Syringe



Ref No.	Volume (mL)	Barrel Color	Packaging Config	Shipper Case (mm)
323014	1		1/100/2400	500x485x440
323034	3		1/100/2400	580x440x450
323064	6		1/100/1200	455x425x400
323124	12		1/100/600	440x435x340
323204	20		1/50/600	520x465x435
323015	1		1/100/2400	500x485x440
323035	3		1/100/2400	580x440x450
323065	6		1/100/1200	455x425x400
323125	12		1/100/600	440x435x340
323205	20		1/50/600	520x465x435



Oral Syringe



Ref No.	Tip Type	Volume (mL)	Packaging Config	Shipper Case (mm)
322010	Oral	1	1/100/2400	500x485x440
322030	Oral	3	1/100/2400	580x440x450
322050	Oral	5	1/100/1200	455x425x400
322120	Oral	12	1/100/600	440x435x340
322200	Oral	20	1/50/600	520x465x435
322011	Catheter	1	1/60/240	425x190x170
322031	Catheter	3	1/120/480	430x340x248
322051	Catheter	5	1/100/400	425x320x235
322101	Catheter	10	1/48/192	418x350x220
322351	Catheter	35	1/40/160	440x364x278

CMT Profoject™ Irrigation Syringe



Flat, Ring, Bulb Tops Design

Provide optimal control, minimize hand slippage, and prevent contamination.



ENFit Tip Design

Aims to minimize tubing misconnections.



Re-sealable Pole Bag

Contributes to safe and convenient storage.



Flat Top Irrigation Syringe



Ring Top Irrigation Syringe



Bulb Irrigation Syringe Tray Pack



SYRINGE PACK

CMT Project™ Flat Top Irrigation Syringe



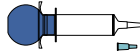
Ref No.	Tip Type	Adapter Type	Tip Cap	500mL Container	Volume (mL)	Packaging Config	Shipper Case (mm)
335605	ENFit	Step	w/o	w/o	60	1/50/200	300x240x360
335606	Catheter	w/o	with	w/o	60	1/50/200	300x240x360
335601	ENFit	w/o	with	w/o	60	1/50/200	300x240x360

CMT Project™ Ring Top Irrigation Syringe



336607	Catheter	Tip	w/o	w/o	60	1/50/200	300x240x360
336605	ENFit	Step	w/o	w/o	60	1/50/200	300x240x360
336603	ENFit	w/o	w/o	with	60	1/50/200	300x240x360
336608	Catheter	Tip	w/o	with	60	1/50/200	300x240x360

CMT Project™ Bulb Irrigation Syringe



337604	Catheter	w/o	w/o	with	60	1/50/200	300x240x360
--------	----------	-----	-----	------	----	----------	-------------

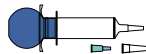
TRAY PACK

CMT Project™ Ring Top Irrigation Syringe



Ref No.	Tip Type	Tip Adapter	Tip Cap	500mL Container	700mL Outer Tray	Alcohol Pad	Large Underpad	Volume (mL)	Packaging Config	Shipper Case (mm)
339608	Catheter	with	with	with	with	with	with	60	1/50/200	300x240x360
339609	ENFit	with	with	with	with	with	with	60	1/50/200	300x240x360

CMT Project™ Bulb Top Irrigation Syringe



337608	Catheter	with	with	with	with	with	with	60	1/50/200	300x240x360
--------	----------	------	------	------	------	------	------	----	----------	-------------



ENFit Connection Adapter



Ref No.	Adapter Type	Packaging Config	Shipper Case (mm)
325001	Straight Adapter	1/200/1200	435x305x275
325002	Stepped Adapter	1/200/1200	435x305x275



Straw Tube with ENFit Tip



Ref No.	Tubing Length (mm)	Packaging Config	Shipper Case (mm)
325050	50	1/200/1200	420x404x320
326100	100	1/200/800	470x445x381



CMT HEALTH PTE. LTD.

Web :

www.cmthealth.com

E-mail :

sales@cmthealth.com

Address :

150 BEACH ROAD #28-05
GATEWAY WEST SINGAPORE (189720)



*Scan QR code to download catalog

